



# AC/DC 整机工控电源

## JWAK 整机工控电源系列--35W 双路输出

JWAK Switching Power Supply Series --35W Dual Output

### 典型性能 Typical Performance

- ◆外形尺寸: 110\*78\*36 (mm)  
Dimension: 110\*78\*361 (mm)
- ◆宽输入电压范围  
Wide range input voltage
- ◆高效率、高功率密度、低纹波  
High efficiency、High power density、Low ripple & noise
- ◆105℃长寿命电解电容  
105℃ long life electrolytic capacitors
- ◆高可靠性、三年保修  
High reliability、three-year warranty
- ◆安规: EN60950  
Ann rules: EN60950



### 输入特性 Input Features

输入电压范围 Input voltage range	W:85~265VAC 120~370VDC N:165~265VAC 230~370VDC	110VAC 220VAC
输入电压频率 Input voltage frequency		47~63Hz
输入冲击电流 Inrush current	230VAC 冷启动 230VAC Cold start,	≦ 30A

### 输出特性 Output Features

输出电压精度 Voltage tolerance	标称电压 Nominal voltage	$V_{O1} \pm 1\%$ (3.3V、5V $\pm 2\%$ ), $V_{O2} \pm 5\%$
电压调整率 Line regulation (full load)	输入电压从低端到高端变化 Change of input voltage from lowend to highend	$V_{O1} \pm 0.5\%$ , $V_{O2} \pm 1.5\%$
负载调整率 Load regul	20%~100%负载变化 20%~100% Load change	$V_{O1} \pm 0.5\%$ , $V_{O2} \pm 3\%$
温度系数 Temperature coefficient		$\pm 0.02\%/^{\circ}\text{C}$
过功率保护 Output overload Protection		115~150%额定电流,自恢复 115~150%rated output power,auto recovery
短路保护 Short Circuit Protection		长期, 自恢复 Long-term,auto recovery
效率 Efficiency	输入标称电压、满载 Input rated voltage、full load	78% (典型值) 78%(typical)
启动时间 Rise time	220VAC 满载 220VAC Full load	500mS (典型值) 500ms (typical)
保持时间 Hold up time	220VAC 满载 220VAC Full load	50mS (典型值) 50ms (typical)

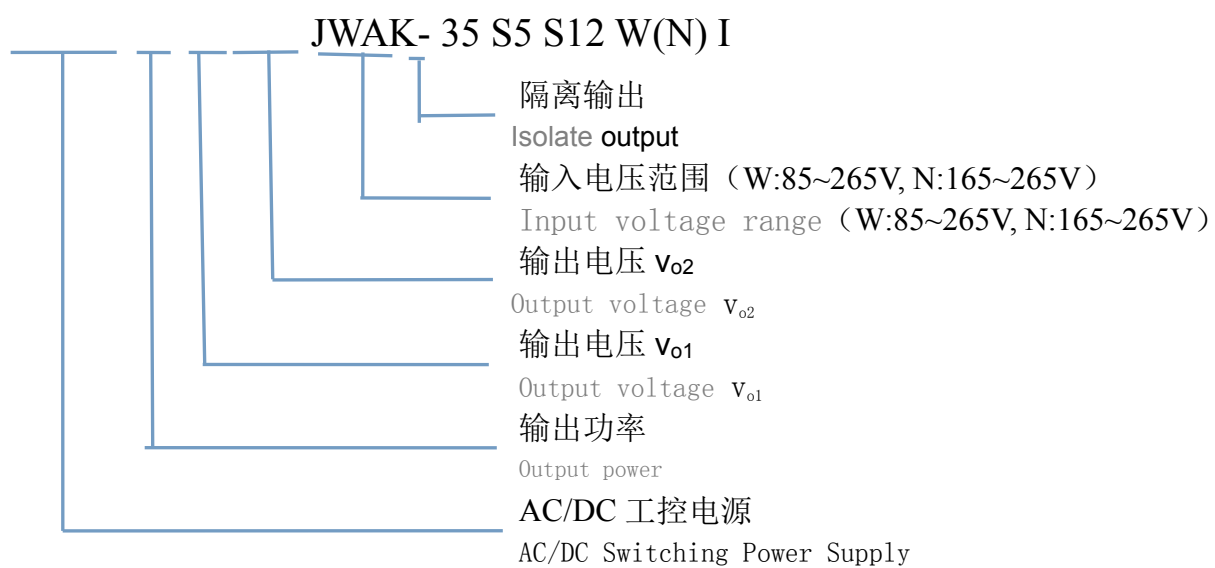
### 一般特性 General Features

隔离耐压 Withstand voltage	输入对输出、输入对地 I/P-O/P、I/P-F/G 输出对地 O/P -F/G 输出对输出(隔离) O/P-O/P( (1分钟, 漏电流 $\leq 5\text{mA}$ ) (1Mintute leakage current) $\leq 5\text{mA}$ )	1500VAC  500VAC  500VDC
绝缘电阻 Isolation resistance	500V	$\geq 50\text{M}\Omega$
MTBF	环境 25℃ Environment 25℃	$2.0 \times 10^5 \text{Hrs}$
工作温度 Operating temperature	55℃以上降额使用 Above 55℃ derating make	-25℃~70℃(-40℃~70℃)
储存温度 Storage temperature		-40℃~85℃
工作相对湿度 Operating humidity	无凝露及结冰现象 (non condensing)	10%~90%RH
储存相对湿度 Storage humidity	无凝露及结冰现象 (non condensing)	5%~95%RH
冷却方式 Cooling method		自然冷却 Convection

### 命名方式 Naming Rules

JWAK- 35 D 5 W(N)





**产品选型** Product Selection Table

产品型号 Model No.	输出电压 Output voltage $V_o$	输出电流 Output current $I_o$	输出电压精度 Output voltage tolerance	纹波噪声 R&N $V_{(P-P)mV}$	效率 Efficiency
JWAK-35D5W(N)	+5V	0.3~3.5A	±2%	80mV	76%
	-5V	0.3~3.5A	±5%	100mV	
JWAK-35D12W(N)	+12V	0.2~1.5A	±1%	100mV	79%
	-12V	0.2~1.5A	±3%	100mV	
JWAK-35D15W(N)	+15V	0.1~1.2A	±1%	100mV	80%
	-15V	0.1~1.2A	±3%	100mV	
JWAK-35D24W(N)	+24V	0.1~0.7A	±1%	150mV	82%
	-24V	0.1~0.7A	±3%	150mV	
JWAK-35S5S5W(N)I	+5V	0.5~5.0A	±2%	80mV	76%
	+5V	0.2~2.0A	±5%	100mV	
JWAK-35S5S12SW(N)I	+5V	0.5~5.0A	±2%	80mV	77%
	+12V	0.1~1.0A	±5%	100mV	
JWAK-35S5S15W(N)I	+5V	0.4~4.0A	±2%	80mV	78%
	+15V	0.1~1.0A	±5%	120mV	
JWAK-35S5S24W(N)I	+5V	0.5~5.0A	±2%	80mV	79%
	+24V	0.1~0.5A	±5%	150mV	
JWAK-35S12S5W(N)I	+12V	0.2~2.5A	±1%	120mV	77%
	+5V	0.1~1.0A	±5%	100mV	
JWAK-35S15S5W(N)I	+15V	0.2~2.0A	±1%	120mV	78%
	+5V	0.1~1.0A	±5%	100mV	
JWAK-35S24S5W(N)I	+24V	0.2~1.5A	±1%	150mV	79%
	+5V	0.1~1.0A	±5%	100mV	

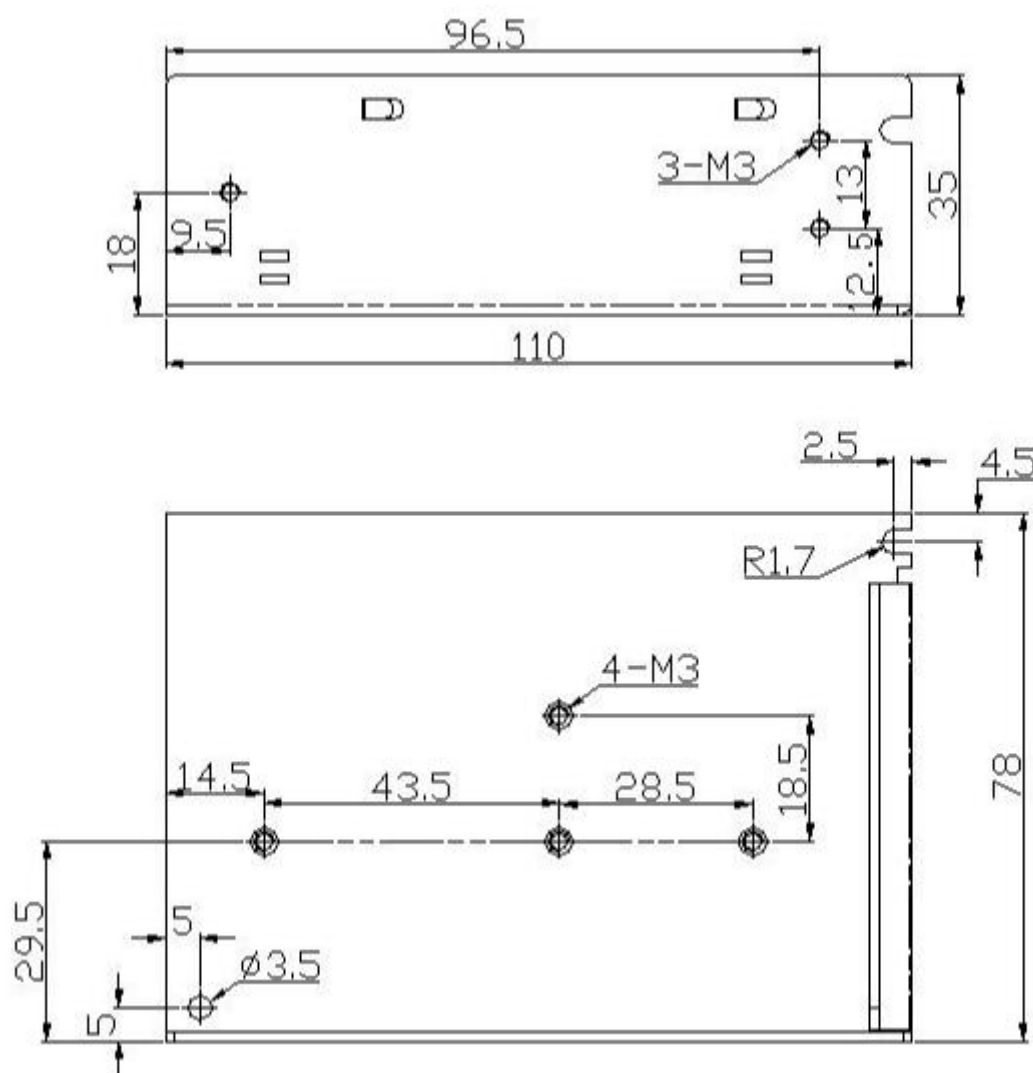
注：1、纹波噪声测试方法：使用一根12”双绞线，在终端并联0.1uF和47uF电容，在20MHz带宽下测试。

2、因篇幅有限，以上只是部分产品列表，若需列表以外产品，请与本公司销售部联系。

Note: 1、Ripple & noise are measured at 20MHz of bandwidth by using a 12”twisted pair-wire terminated with a 0.1uF & 47uF parallel capacitor

2、Due to space limitations ,the above list is only for some products, If other than a list of products, please contact the Company’s sales department.

**安装尺寸图** Mechanical Data

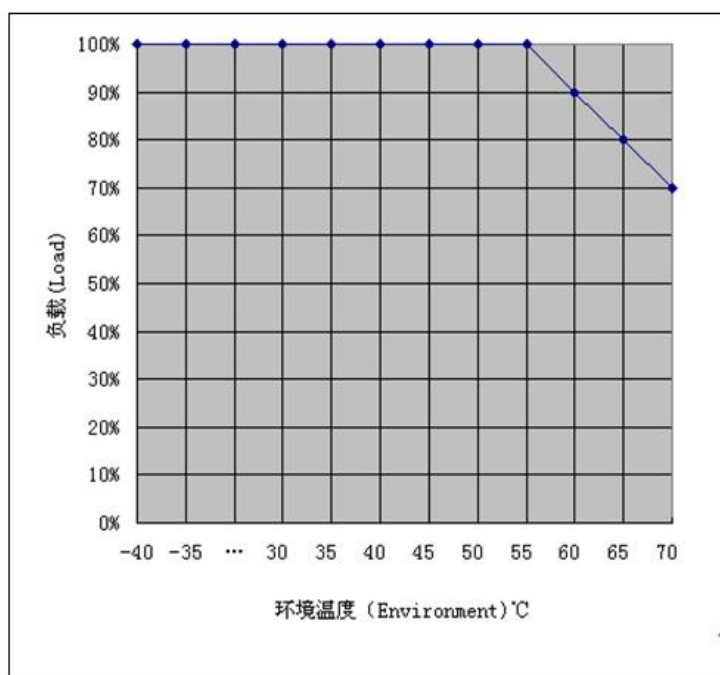


注：电源安装尺寸如与选型手册不符，请以实物尺寸为准。

Note: Power mechanical data does not match with the hand book, Please refer to product size

典型曲线 Typical curve

降额曲线  
Derating curve



静态特性曲线  
Output Derating VS Input Voltage curve

